



Letter to the Editors

Further considerations on entropy estimations of actinide compounds: AmCl₃ and AmCl₂

R.J.M. Konings *

European Commission, Joint Research Centre, Institute for Transuranium Elements, Postfach 2340, D-76125 Karlsruhe, Germany

Received 20 October 2001; accepted 21 December 2001

Abstract

The standard entropy S^0 (298.15 K) of AmCl₂ has been estimated by extrapolation of the available data for the lanthanide(II) chlorides to the actinide series. A further refinement of this procedure for the actinide trichlorides is also presented which, however, does not affect the value for AmCl₃ reported previously. © 2002 Elsevier Science B.V. All rights reserved.

1. Introduction

In a recent publication [1] we have estimated the standard entropies of trivalent actinide compounds using a semi-empirical method describing the total entropy as the sum of the lattice entropy S_{lat} and the excess entropy S_{exs} :

$$S^0 = S_{\text{lat}} + S_{\text{exs}}. \quad (1)$$

The lattice contribution was obtained by extrapolation of the linear relation for 4f compounds with 4f⁰, 4f⁷ and 4f¹⁴ electronic configuration to the 5f series. The excess contribution was calculated from the crystal field energies:

$$S_{\text{exs}} = R \ln(g_0) + R \ln \left(\sum_{i=1}^n g_i e^{-\epsilon_i/RT} \right). \quad (2)$$

where ϵ_i is the energy and g_i , the degeneracy of level i ; R , the universal gas constant and T , the absolute temperature. The validity of this approach was verified for the isoelectronic lanthanide(III) compounds for which a good agreement with experimental values was observed.

The results thus obtained for the americium compounds Am₂O₃, AmF₃ and AmCl₃ were significantly different from existing estimates.

In the present Letter this approach will be revisited for the trichlorides taking more experimental data for the lanthanide trihalides into account, and will be extended to the dichlorides, specifically to derive the entropy of AmCl₂ which is of specific interest to the electrorefining of actinide fuels and targets for transmutation [2,3].

2. The trichlorides revisited

The estimation of the S_{lat} for the actinide trichlorides as presented in [1] was based on the trend in the lanthanide trichlorides as derived from the experimental measurements by Sommers and Westrum [4,5]. These authors measured the low-temperature heat capacity of a number of compounds of the hexagonal LnCl₃ series, which extends from LaCl₃ to GdCl₃. This trend was extrapolated to the end of the lanthanide series and transposed to the actinide series. The extrapolation to the orthorhombic and monoclinic lanthanide trihalides was justified by the fact that no differences were found in S_{lat} of different crystallographic modifications of the sesquioxides (hexagonal, monoclinic and cubic) and the trifluorides (trigonal and orthorhombic).

* Tel.: +49-7247 951 391; fax: +49-7247 951 566.

E-mail address: konings@itu.fzk.de (R.J.M. Konings).

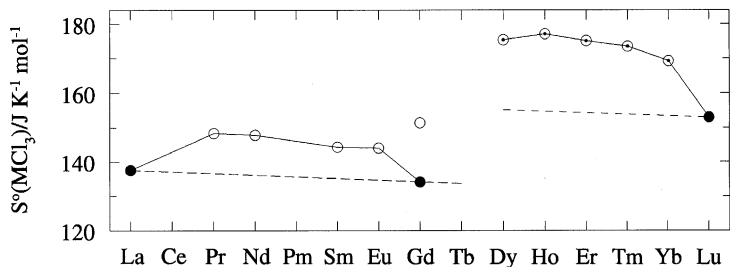


Fig. 1. The variation of S_{exp} (○, hexagonal; ⊙, monoclinic) and S_{lat} (●) in the lanthanide trichloride series at 298.15 K; the broken line shows the lattice contribution (see text).

New literature searches revealed that the low-temperature heat capacity of the monoclinic lanthanide trichlorides have been measured by Tolmach and co-workers [6–10]. The entropy values derived from these measurements are significantly higher than the extrapolation of the results for the hexagonal compounds, as shown in Fig. 1, and suggests a distinct difference between entropies of hexagonal and monoclinic crystallographic modifications. This difference is also evident in the molar volumes (Fig. 2): V_m of the lanthanide trifluorides linearly increases along the series irrespectively of the crystal structure (as is the case for the sesquioxides) whereas V_m of the lanthanide trichlorides shows a distinct difference between the hexagonal and the monoclinic compounds. It should be noted that similar observations have been made for the enthalpies of formation of the lanthanide trihalides [11,12], where the relation between quantity $\{\Delta_f H^0(\text{LnX}_n, \text{cr}) - \Delta_f H^0(\text{Ln}^{3+}, \text{aq})\}$ and the ionic radius also shows different linear relations for the hexagonal and the monoclinic trichlorides but not for the different crystallographic modifications of the other trihalides and the sesquioxides.

The data shown in Fig. 1 are not the results reported by Tolmach and co-workers [6–10], because they did not extrapolate their measurements to 0 K in all cases. To derive $S^0(298.15 \text{ K})$ we have assumed that the heat capacity of LuCl_3 represents the lattice component and S_{lat} at the lower temperature limit is derived from the results for this compound. The excess contribution at this temperature is calculated from the crystal field energies

[13,14]. The ‘experimental’ values thus obtained for the monoclinic lanthanide trichlorides are listed in Table 1. They are in good agreement with the calculated values obtained from the sum of the lattice and excess contribution at 298.15 K, as shown in Table 2. Because there is only one ‘reference’ point for the lattice contribution in the monoclinic series (LuCl_3), the trend along the series is assumed to have the same slope as the hexagonal trichlorides which is also the case for the molar volumes.

The trichloride of americium is isostructural with the hexagonal lanthanide trichlorides [15] and therefore this modified estimation scheme does not affect the value presented in our previous paper [1], $S^0 = (146.2 \pm 6.0) \text{ J K}^{-1} \text{ mol}^{-1}$. The same is true for the trichlorides of curium and berkelium.

3. The dichlorides

Tolmach and co-workers [16–20] measured the low-temperature heat capacity of the orthorhombic (PbCl_2 -type) compounds NdCl_2 , SmCl_2 and EuCl_2 , tetragonal DyCl_2 and orthorhombic (SrI_2 -type) compounds TmCl_2 and LuCl_2 . In the Ln^{2+} series the $4f^7$ and $4f^{14}$ configurations occur at EuCl_2 and YbCl_2 , respectively, whereas the $4f^0$ configuration is represented by BaCl_2 . Fig. 3 shows that the standard entropies of these compounds form a straight line, which represents the lattice component. As was the case for the trichlorides, the results of Tolmach and co-workers were not extrapolated to 0 K in all cases and the corrected values are given in Table

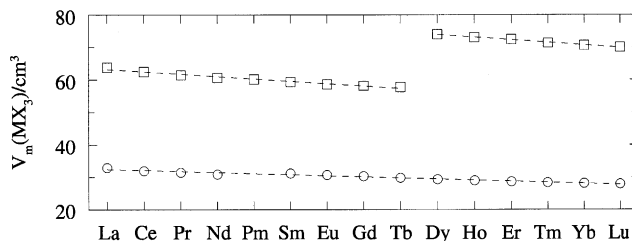


Fig. 2. The variation of the molar volume V_m in the lanthanide trichloride (□) and trifluoride (○) series at 298.15 K [15].

Table 1

The corrected standard entropy values at 298.15 K for the monoclinic lanthanide(III) and the lanthanide(II) chlorides (in $\text{J K}^{-1} \text{mol}^{-1}$) as derived from the work of Tolmach and co-workers [6–10,16–20]

Compounds	T_{ref}	$S_{\text{exp}}(298.15 \text{ K} - T_{\text{ref}})$	$S_{\text{lat}}(T_{\text{ref}})$	$S_{\text{exs}}(T_{\text{ref}})$	$S^0(298.15 \text{ K})$
DyCl ₃	0	169.6	0.00	5.76	175.4
HoCl ₃	6.61	170.1	0.25	6.74	177.1
ErCl ₃	9.86	168.1	1.25	5.76	175.1
TmCl ₃	15.34	166.5	3.35	3.68	173.5
YbCl ₃	0	163.5	0.00	5.76	169.3
NdCl ₂	8	135.5	0.28	5.76	141.5
SmCl ₂	5	132.2	0	0	132.2
EuCl ₂	8	121.2	0	17.29	138.5
DyCl ₂	8.46	134.0	0.15	7.53	141.7
TmCl ₂	6	131.6	0.08	5.76	137.4

Table 2

The revised entropies of the monoclinic lanthanide trichlorides, in $\text{J K}^{-1} \text{mol}^{-1}$

Compounds	Calculated			Experimental	
	S_{lat}	S_{exs}	S_{tot}	S_{exp}	Ref.
DyCl ₃	155.15	22.83	177.98	175.4	[7]
HoCl ₃	154.72	23.16	177.88	177.1	[8]
ErCl ₃	154.29	22.60	176.89	175.1	[9]
TmCl ₃	153.86	20.84	174.70	173.5	[10]
YbCl ₃	153.43	15.80	169.23	169.3	[6]
LuCl ₃	153.00	0.00	153.0	153.0	[7]

1. These values are in good agreement with the ones calculated from the sum of the lattice and excess contribution at 298.15 K, as shown in Table 3. The excess contributions have been calculated from the ground state degeneracy of the free lanthanide(II) ions, since no crystal field energies are known for these compounds. For PmCl₂ and SmCl₂ also the effect of low-lying levels must be taken into account, as is the case for the iso-electronic SmCl₃ and EuCl₃ and we assume them to be the same as in these molecules.

To extrapolate the data of the lanthanide(II) chlorides to AmCl₂ we assume that the ratio $S_{\text{lat}}(\text{AnCl}_2)/$

Table 3

The entropies of the lanthanide dichlorides, in $\text{J K}^{-1} \text{mol}^{-1}$

Compounds	Calculated			Experimental	
	S_{lat}	S_{exs}	S_{tot}	S_{exp}	Ref.
BaCl ₂	123.46	0.00	123.46	123.67	[21]
LaCl ₂	123.20	14.90	138.09		
CeCl ₂	122.93	18.27	141.20		
PrCl ₂	122.67	19.14	141.82		
NdCl ₂	122.41	18.27	140.68	141.5	[20]
PmCl ₂	122.15	17.29	139.44		
SmCl ₂	121.89	9.32	131.21	132.2	[19]
EuCl ₂	121.62	17.29	138.91	138.5	[16]
GdCl ₂	121.36	21.32	142.69		
TbCl ₂	121.10	23.05	144.15		
DyCl ₂	120.84	23.56	144.39	141.7	[18]
HoCl ₂	120.58	23.05	143.63		
ErCl ₂	120.31	21.32	141.64		
TmCl ₂	120.05	17.29	137.34	137.4	[17]
YbCl ₂	119.79	0.00	119.79	120.0	[18]

$S_{\text{lat}}(\text{LnCl}_2)$ is 1.09, which is the value found for the trifluorides and trichlorides. We thus obtain $S_{\text{lat}} = 130.8 \text{ J K}^{-1} \text{mol}^{-1}$ for AmCl₂, which yields $S^0(\text{AmCl}_2, \text{cr}, 298.15 \text{ K}) = (148.1 \pm 5.0) \text{ J K}^{-1} \text{mol}^{-1}$ when combined with $S_{\text{exs}} = R \ln(8)$.

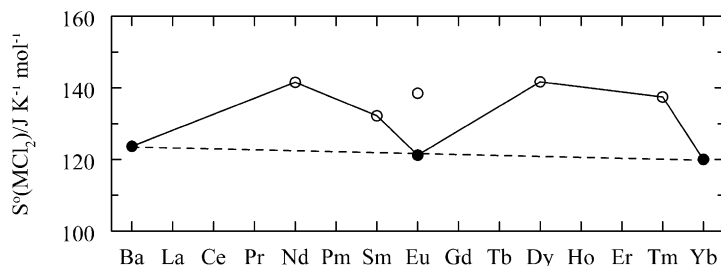


Fig. 3. The variation of the S_{exp} (○) and S_{lat} (●) in the lanthanide dichloride series at 298.15 K; the broken line shows the lattice contribution (see text).

References

- [1] R.J.M. Konings, *J. Nucl. Mater.* 295 (2001) 57.
- [2] J.J. Roy, L.F. Grantham, D.L. Grimmett, S.P. Fusselmann, C.L. Krueger, T.S. Storvick, T. Inoue, Y. Sakamura, N. Takahashi, *J. Electrochem. Soc.* 143 (1998) 2487.
- [3] S.P. Fusselmann, J.J. Roy, D.L. Grimmett, L.F. Grantham, C.L. Krueger, C.R. Nabelek, T.S. Storvick, T. Inoue, T. Hijikata, K. Kinoshita, Y. Sakamura, K. Uozumi, T. Kawai, N. Takahashi, *J. Electrochem. Soc.* 146 (1999) 2573.
- [4] J.A. Sommers, E.F. Westrum Jr., *J. Chem. Thermodyn.* 8 (1976) 1115.
- [5] J.A. Sommers, E.F. Westrum Jr., *J. Chem. Thermodyn.* 9 (1977) 1.
- [6] V.E. Gorbunov, P.I. Tolmach, K.S. Gavrichev, G.A. Totrova, V.F. Goryushkin, *Russ. J. Phys. Chem.* 60 (1986) 789.
- [7] P.I. Tolmach, V.E. Gorbunov, K.S. Gavrichev, G.A. Totrova, V.F. Goryushkin, *Russ. J. Phys. Chem.* 61 (1987) 1529.
- [8] P.I. Tolmach, V.E. Gorbunov, K.S. Gavrichev, L.N. Golushina, V.F. Goryushkin, *Russ. J. Phys. Chem.* 64 (1990) 580.
- [9] P.I. Tolmach, V.E. Gorbunov, K.S. Gavrichev, V.F. Goryushkin, *Russ. J. Phys. Chem.* 64 (1990) 582.
- [10] P.I. Tolmach, V.E. Gorbunov, K.S. Gavrichev, G.A. Totrova, V.F. Goryushkin, *Russ. J. Phys. Chem.* 64 (1990) 583.
- [11] E.H.P. Cordfunke, R.J.M. Konings, *Thermochim. Acta* 375 (2001) 17.
- [12] E.H.P. Cordfunke, R.J.M. Konings, *Thermochim. Acta* 375 (2001) 61.
- [13] C.A. Morrison, R.P. Leavitt, in: K.A. Gschneidner Jr., L. Eyring (Eds.), *Handbook on the Physics and Chemistry of the Rare Earths*, vol. 5, North-Holland, Amsterdam, 1982, p. 461 (Chapter 46).
- [14] W.T. Carnall, *J. Chem. Phys.* 96 (1982) 8713.
- [15] J.J. Katz, G.T. Seaborg, L.R. Morss, *The Chemistry of the Actinide Elements*, vol. 2, 2nd Ed., Chapman and Hall, New York, 1986.
- [16] P.I. Tolmach, V.E. Gorbunov, K.S. Gavrichev, V.F. Goryushkin, *Russ. J. Phys. Chem.* 60 (1986) 1556.
- [17] P.I. Tolmach, V.E. Gorbunov, K.S. Gavrichev, V.F. Goryushkin, *Russ. J. Phys. Chem.* 61 (1987) 826.
- [18] P.I. Tolmach, V.E. Gorbunov, K.S. Gavrichev, V.F. Goryushkin, M.Ya. Zelenskii, *Russ. J. Phys. Chem.* 61 (1987) 2898.
- [19] K.S. Gavrichev, P.I. Tolmach, V.E. Gorbunov, V.F. Goryushkin, *Russ. J. Phys. Chem.* 61 (1987) 1129.
- [20] K.S. Gavrichev, P.I. Tolmach, V.E. Gorbunov, V.F. Goryushkin, *Russ. J. Phys. Chem.* 61 (1987) 1132.
- [21] G.L. Goodman, E.F. Westrum Jr., *J. Chem. Eng. Data* 11 (1966) 294.